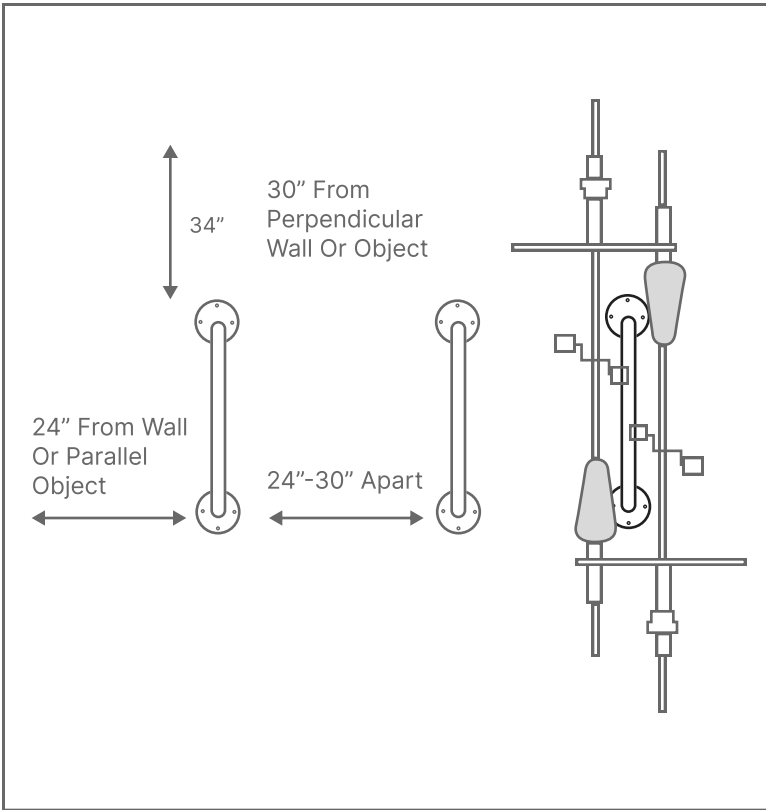
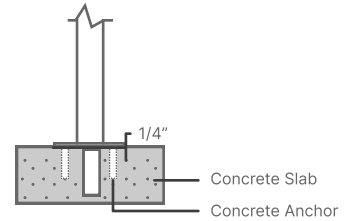
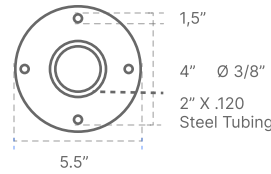


Suggested Spacing

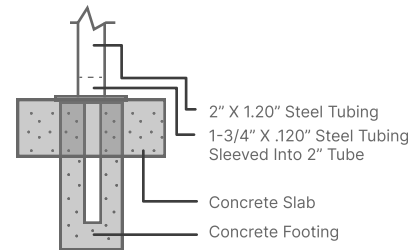


Mounting Options

Surface Mount








In-Ground Mount



Most of our units are suitable for either surface mount, in which case the bike racks will have a flange for easy mounting to the ground. See suggested fasteners below. Or in-ground installation, in which case the bike racks will have an approximate 10" extension for embedding in concrete beneath the surface.

Suggested Fasteners

 <p>1/4" Nail Drive</p> <ul style="list-style-type: none"> • Fast And Easy • Use On Solid Concrete • Permanent Installation • Install W/Rack In Place 	 <p>1/4 Lag W/ Shield</p> <ul style="list-style-type: none"> • Use On Asphalt • Removable Installation 	 <p>1/4" Drop-In W/Ss Button Head Bolt</p> <ul style="list-style-type: none"> • Use On Solid Concrete • Removable Installation 	 <p>1/4" Powers WedgeBolt®</p> <ul style="list-style-type: none"> • Fast And Easy • Use On Solid Concrete • Removable Installation • Install W/Rack In Place 	 <p>1/4" Powers Spike®</p> <ul style="list-style-type: none"> • Fast And Easy • Use On Solid Concrete • Permanent Installation • Install W/Rack In Place
---	--	--	--	--