



LINEAR

CAPACITY



+2 - 8

The Linear bike rack emphasizes function over form. The result is an aesthetic commercial bike rack that allows equal access at each point of attachment and ample space for no hassle bike parking. The Linear bike rack offers easy lock-up of bike frame and wheels with a U-lock.

The Linear bike rack comes in three sizes: four, six or eight bikes. Available in either surface mount or in-ground mounting options.




MOUNTING OPTIONS




SURFACE

MATERIAL OPTIONS






STEEL TUBE

Powder Coat (Available In Many Colors) Or Galvanized



BRUSHED STAINLESS STEEL

	MODEL	# BIKES	LENGTH
	LINEAR-BR4	4	48"
	LINEAR-BR6	6	84'
	LINEAR-BR8	8	120"

Linear-BR6-SM-BH, 6 Bikes, Surface Mount, Polyester Powder Coat Black Hammer

MATERIAL

- Steel Tube - 2" OD X 0.12" Wall Thickness
- Steel Tube (Standard)
- SS-Brushed Satin #4 finish (304 SS only) - This would also be the finish

MOUNTING CONFIGURATION

- IG-Inground (approx 12" in concrete)
- SM-Surface Mount

FINISH OPTIONS

- BH-Powder Coat Black Hammer, TGIC Polyester, Sandblasted and primer
- GV-Hot Dipped Galvanized, post fabrication
- XX-Powder Coat other color

